

CS2040S 2021/2022 Semester 1 Midterm

MCQ

This section has 10 questions and is worth 30 marks. 3 marks per question.

Do all questions in this section.

1. Searching for an element in a doubly linked list (as given in lecture notes) of size **N** will require worst case time complexity

- a) $O(1)$
- b) $O(\log n)$
- c) $O(n)$
- d) $O(n \log n)$

Searching in any linked list is in $O(n)$ since there is no random access. This question tests if students have any confusion between arrays, sorted arrays and linked lists.

2. Haftek has a box of apples, each having a distinct weight. Haftek wants to sort the apples, but he does not have a digital weighing scale to get the exact weights. Thus, he can only use his hands to compare two apples at a time to know which of the two apples is heavier. Which of the following algorithms can be used by Haftek?

- a) Insertion sort
- b) Merge sort
- c) Quick sort
- d) All of the above

All the three sorting algorithms are comparison sorts. This question tests if students understand how the sorting algorithms work. (An important consequence of this is the lower bound of $\Omega(n \log n)$ for any comparison sort.)

3. Consider a hash table using separate chaining for collision resolution, with table size of 10 (keys 0 to 9) and the hash function $h(x) = (3x + 1) \% 7$. After inserting the keys 4, 11, 18, 25, 32, 39 into the hash table, the length of the linked list for key 6 is

- a) 4
- b) 5
- c) 6
- d) Insufficient information to determine

All elements inserted hash to the same value 6. This question tests if students can simulate hash table insertion with separate chaining. A bonus shortcut would be if students are able to recognise that the inserted keys have successive differences of 7, which is the table size.

4. Consider a hash table using linear probing for collision resolution, with table size of 11 (keys 0 to 10) and the hash function $h(x) = x \% 11$. The total number of probes for inserting the keys 3, 7, 13, 15, 2, 29 is

- a) 9
- b) 10
- c) 11
- d) 12

Similar to Q3, this question tests if students can simulate hash table insertion but instead with linear probing.

5. Oizne Mak wants to design a queue which has a maximum capacity of **N**. This queue supports the operations *dequeue* and *peek* which should work like the standard queue ADT. The *enqueue* operation is slightly different: when there are less than **N** elements in the queue it is the same as the standard queue ADT's *enqueue*, but should do nothing when the queue has **N** elements. Oizne Mak wants all operations to be done in **O(1)** time in the worst case.

Which of the following data structures can Oizne Mak use? The options are independent, eg. picking (i) and (iii) means that it can be done with either a linked list alone, or a tailed linked list alone.

- i. Linked list
- ii. Doubly linked list (without tail reference)
- iii. Tailed linked list
- iv. Array

- a) (i) only
- b) (ii) and (iii)
- c) (iii) and (iv)
- d) (ii), (iii) and (iv)

Tailed linked list can implement the queue with capacity simply by maintaining a size variable, and not allow any insertion to the tail once at max capacity

Array can implement the queue with capacity by initialising an array of size C , and maintaining a “front” and “end” variable to make it a circular array.

(Doubly) Linked lists cannot do both enqueue and dequeue without the tail reference.

This questions tests if students are familiar with the structure and operations of the array and linked list data structures, and whether they can work with restrictions / assumptions that are different from the norm.

6. An array is ***k-sorted*** if each element is at most ***k*** positions away from its sorted position. Which of the following sorting algorithms (as given in the lecture notes) can sort a ***k-sorted*** array of size ***N*** in **$O(kN)$** time?

- Insertion sort
- Optimised bubble sort
- Selection sort

- a) (i) and (ii)
- b) (i) and (iii)
- c) (i), (ii), and (iii)
- d) None of the algorithms will run in $O(kN)$ time.

For insertion sort, each element will move at most k times (consecutive swaps) within the algorithm. This is the same for Optimised bubble sort, which will run for k iterations, followed by the $(k + 1)$ “check” iteration. (In fact, if you know it is k -sorted there is no need for the $(k + 1)$ iteration).

This question tests if students understand the underlying mechanisms of how the sorting algorithms work. For students who have difficulty with this problem, you are advised to revisit the invariants of each algorithm, i.e. how they “grow” the sorted area during the algorithm.

7. Which of the following statements is false?

- a) We can reverse a queue in $O(N)$ time with an additional stack only.
- b) We can reverse a queue in $O(N)$ time with an additional queue only.
- c) We can reverse a queue in $O(N^2)$ time with an additional queue only.
- d) We can reverse a queue in average $O(N)$ time with an additional hash table only.

To reverse a queue, we need to find some way to “extract” the last element. With only an additional queue, we need to cycle through the original queue (dequeue then enqueue again) from the first element to the last element, before we can insert into the additional queue. Repeating this for all elements, the number of operations is $2*[N + (N - 1) + \dots + 2 + 1] = O(N^2)$.

The stack solution is straightforward since we can get a “natural” reversal of the order.

For the hash table solution, we can insert (index, element) as the key-value pairs while removing each element from the queue, then reinsert elements in the queue based on the reversed index order.

This questions tests if students are familiar with the operations and properties of the various data structures, and the time complexity of the operations.

8. A bloom filter of size 11 is created with the following 4 hash functions:

$$h_1(x) = (2x - 1) \% 11$$

$$h_2(x) = (2x + 1) \% 11$$

$$h_3(x) = (3x - 1) \% 11$$

$$h_4(x) = (3x + 1) \% 11$$

| 0 | 1 | 2 | 3 | 4 | 5 | 6 | 7 | 8 | 9 | 10 |
|---|---|---|---|---|---|---|---|---|---|----|
| 0 | 0 | 0 | 1 | 0 | 1 | 0 | 1 | 1 | 0 | 1 |

The diagram above shows the state of the bloom filter after the keys 2 and 25 are inserted (top row is the index of the bloom filter). Which of the following keys will return a negative result (i.e. return false)?

- a) 10
- b) 17
- c) 29
- d) 33

This questions tests if students understand how a basic bloom filter works, and whether they are able to simulate the bloom filter insertion and search query.

9. Given the following function/method *foo*

```
function foo(L, i, j) {  
    // If the left-most element i is larger than the right-  
    // most element j  
  
    if L[i] > L[j] {  
        swap(L, i, j)  
    }  
  
    // If there are at least 3 elements in the array  
  
    if (j - i + 1) > 2 {  
        t = floor((j - i + 1) / 3)  
        foo(L, i, j-t)    // Recurse on the first 2/3 of L  
        foo(L, i+t, j)    // Recurse on the last 2/3 of L  
        foo(L, i, j-t)    // Recurse on the first 2/3 of L  
    }  
    return L  
}
```

Assume *L* is a 0-indexed array of size **N**.

Let the starting values of *i* and *j* be 0 and **N**-1 respectively.

What is the worst case time complexity of the algorithm *foo*?

- a) $O(N^{\log_{3/2} 3})$
- b) $O(N^{\log_3 3})$
- c) $O(N^{\log_2 3})$
- d) None of the above

For this question, there is no need to know what the algorithm is doing. We can just directly analyse the time complexity of the algorithm. You can draw the recursive tree and show that the height of the tree will be $h = \log_{3/2} n$.

Essentially, we need to solve the recurrence relation $T(n) = 3 * T(2n/3) + c$. For simplicity we will set $c = 1$.

$$T(n) = 3 * T(2n/3) + 1$$

$$= 3 * [3 * T((2/3)^2 n) + 1] + 1$$

$$= 3^2 * T((2/3)^2 n) + 3 + 1$$

$$= \dots$$

$$= 3^{\log_{3/2} n} + \dots + 3^2 + 3^1 + 3^0$$

$$= (1 - 3^{(\log_{3/2} n)+1}) / (1 - 3) \text{ using GP formula}$$

$$= (3^{(\log_{3/2} n)+1} - 1) / 2$$

$$= O(3^{\log_{3/2} n})$$

$$= O(n^{\log_{3/2} 3}) \text{ by property of logarithm}$$

This question is more challenging, and tests if students can analyse algorithms with non-standard time complexity.

10. Given the same function/method *foo* as in Q9

Assume *L* is a 0-indexed array of size **N**.

Let the starting values of *i* and *j* be 0 and **N-1** respectively.

Which of the following statement is true?

- a) The algorithm *foo* correctly sorts the first 1/3 of the array.
- b) The algorithm *foo* correctly sorts the first 2/3 of the array.
- c) The algorithm *foo* correctly sorts the entire array.
- d) The algorithm *foo* does not sort any part of the array.

The algorithm is in fact a sorting algorithm called stooge sort.

We can prove that this algorithm is correct by using an inductive proof. Here is a rough sketch:

1. Prove that it works for arrays of size 1 and 2.
2. The inductive hypothesis is that the algorithm works (i.e. sorts) for arrays of length $< n$. (We need to prove that it also works for arrays of length n)
3. Split the array into 3 parts: $[0, t-1]$, $[t, 2t-1]$, $[2t, n-1]$ where $t = \text{floor}(n / 3)$.
4. Apply the algorithm to first two parts: By the inductive hypothesis, the elements in $[0, 2t-1]$ are now sorted. Observe that the largest of the first $2t$ elements will all be in range $[t, 2t - 1]$.
5. Apply the algorithm to the second and third parts: By the inductive hypothesis, the elements in $[t, n-1]$ are now sorted. Observe that the largest of all the elements in the array are in range $[2t, n-1]$, in sorted order.
6. Apply the algorithm to first two parts: By the inductive hypothesis, the elements in $[0, 2t-1]$ are now sorted.
7. From 5 and 6, all elements in $[0, n - 1]$ are in sorted order since all elements in $[0, 2t - 1]$ are smaller than elements in $[2t, n - 1]$.
8. By strong induction, the algorithm correctly sorts the array.

This question is more challenging, and tests if students can determine what an algorithm is doing based on its description.

Analysis

This section has 3 questions and is worth 12 marks. 4 marks per question.

Please select True or False and then type in your reasons for your answer.

Correct answer (true/false) is worth 2 marks.

Correct explanation is worth 2 marks. Partially correct explanation worth 1 marks.

Do all questions in this section.

11. Given the best case input of size **N** for each of the following sorting algorithms:

- a) Selection Sort
- b) Optimized Bubble Sort
- c) Insertion Sort
- d) Merge Sort
- e) Quick Sort

The sorting algorithm that does the least amount of comparison in terms of big-O to perform the sorting is only b) Optimized Bubble Sort.

False.

For optimized bubble sort, the total comparisons for a best case sorted input is $O(N)$. since it takes one-pass to determine the input is already sorted and $N-1$ pairs of adjacent items are compared.

For Insertion sort for a best case sorted input does the same number of comparisons as bubble sort, i.e $O(N)$ comparisons. This is because each iteration of the outer for loop, the inner for loop (where the comparison is made) will only run once, since the current value to be sorted will be compared to the back of the sorted region and it will be found to be already in the correct position.

12. John has constructed his own hash table of size M that uses separate chaining as a collision resolution technique and the division method (% method) as the hash function.

However he has modified the separate chaining technique so that instead of using a linked list, each entry in the hash table uses another hash table. Each sub-hash table is of size M' , and uses linear probing as collision resolution.

John is quite confident that for any prime number M and any M' that is co-prime to M and $M' < M$, if he does not need to resize the main table or any of the subtables, the time complexity to insert a pair of integer (assuming bounded number of digits per integer) key value pairs into the hash table is worst case $O(1)$.

False.

Given N input keys where the key values are a multiple of $M \cdot M'$, all of them will hash to index 0 of the 1st sub-hash table (at index 0 of the main hash table) and each insertion will take $O(n)$ time where n is the current size of the sub-hash table (since you need to move down n rows before finding an empty slot to insert the new key). Thus worst case is not $O(1)$ time.

13. Given the following algorithm *DoSomething*

```
DoSomething(int n, int i, int s) {
    if (n/i <= 1)
        return
    else {
        if (s == 1) {
            for (int j=0; j < n/i; j++) {
                System.out.println("DoSomething1");
            }
            DoSomething(n, i+1, 2);
        }
        else
            for (int j=1; j < n/i; j*2) {
                System.out.println("DoSomething2");
            }
            DoSomething(n, i+1, 1);
        }
    }
}
```

Calling *DoSomething*(N,1,1) for some N will run in worst case time complexity **$O(N^2)$** .

False.

There are $N+1$ recursive calls, since it hits base case when $i > N$ and i is incremented by 1 for each recursive call. Each recursive call before the base case keeps switching between the if and the else clause, thus for half of the recursive calls the if clause is executed (odd values of i) and for the other half, the else clause is executed (even values of i).

Let M be total number of iterations of the for loop where the if clause is executed. Let M' total number of iterations of the for loop where the else clause is executed.

Now $M > M'$ since in the if clause the loop variable of the for loop increments by 1 while in the else clause the loop variable of the for loop increments by doubling.

Thus total iterations of for loop for all recursive calls $< 2*M < O(M)$

The number of iterations of the for loop then goes as follows for each successive recursive call that activates the if clause (ignoring base case):

$N/1, N/3, N/5, \dots, N/N$ (assuming N is odd)

Thus, total iterations = $N*(1+1/3+\dots+1/N) < N*(1+1/2+1/3+1/4+\dots+1/N) < N*O(\log N) = O(N\log N)$ since $1, 1/2, 1/3, 1/4, \dots, 1/N$ is a harmonic series and the sum of a harmonic series with N terms is $O(\log N)$. This a tight bound since $1+1/3+1/5+\dots+1/N > 1/2+1/4+1/6+\dots+1/(N-1)$

So, $1+1/2+1/3+1/4+\dots+1/N$ cannot be more than $2*(1+1/3+1/5+\dots+1/N)$

Application Questions

This section has 4 questions (last 2 questions has 2 parts) and is worth 58 marks.

Write in **pseudo-code**.

Any algorithm/data structure/data structure operation not taught in CS2040S must be described, there must be no black boxes.

Partial marks will be awarded for correct answers not meeting the time complexity required.

14. **[11 marks]** Given an arraylist A containing N ($N \geq 1$) unsorted arraylists each containing up to M ($M \geq 1$) possibly repeated integer values, give an algorithm which takes in A and print out all integers that are common to all the N arraylists in ascending order. The integers can take values from 1 to 10,000,000, and each list may contain repeated integer values.

You must ensure the time complexity of your algorithm is $O(M*N)$ in the worst case.

For example, if A contains 3 unsorted lists with the following content

10, 13, 30, 100, 2, 5, 11, 2
2, 11, 13, 5, 13
13, 3, 2, 1, 7, 3, 4, 10, 11, 100, 30

the output from your algorithm should be

2,11,13

1. Create a DAT B of size 10000001 (assuming 0-indexing so we will sacrifice index 0), initialized to 0.
2. for ($i = 0$ to $N-1$) $\leftarrow O(N)$ time
 - let $L = A[i]$
 - let C be a boolean array of size 10000001 initialized to false // ensure each integer is counted once
// in the current arraylist
 - for ($j = 0$ to size of L) $\leftarrow O(M)$ time
 - if ($C[L[j]] == \text{false}$)
 - $B[L[j]]++$
 - $C[L[j]] = \text{true}$
3. Go through B print out every index k where $B[k] == N$

total time is $O(N)*O(M) = O(M*N)$

15. **[11 marks]** You are given 2 input strings A and B , each of length N . You are supposed to check if A and B are anagrams of each other.

2 strings are anagrams of each other if they consist of the same characters but not necessarily in the same order. For example, "eat" and "tea" are anagrams of each other, but "idea" and "adeer" are not.

This problem can be solved using a hash table... However, the setter of the question is evil and has restricted you to use up to 2 stacks that can only store characters and no other ADT/data structure to solve the problem. You cannot modify the input strings A and B in any way.

You must solve the problem (output true if A and B are anagrams and false otherwise) in at most $O(N^2)$ worst case time.

Let A and B be the 2 input strings, and $S1$ and $S2$ be the 2 stacks

for $i = 0$ to $N-1$

$S1.push(A[i])$

count = 0

while (true)

 oldcount = count

while ($S1$ is not empty) // repeated pop from $S1$ to $S2$ until top of $S1$ matches $B[count]$

if ($B[count] == S1.peek()$) // if match found, move on to next character in B , discarding top of $S1$

$S1.pop()$

 count++

else

$S2.push(S1.pop())$

$S1 = S2$ //change reference or you can just pop back everything into $S1$ from $S2$.

 // Doesn't change time complexity

if (oldcount == count) // $B[count]$ is not matched by any character in A

 return false

if ($S1$ is empty **and** count == N) // each character in B is matched to 1 character in A

 return true

 // Otherwise, you continue the outer while loop

The worst case input will be when the 2 strings are anagrams of each other, but the character that matches is always at the bottom of the stack thus in the 1st iteration of the outer while loop in step 5, count is incremented only by 1 and the inner while loop will run N times, in the 2nd iteration again count is incremented by 1 and the inner while loop will run $N-1$ times and so on ... so we have $N+(N-1)+(N-2) \dots = O(N^2)$

Both Question 16 & 17 are related to the problem description below

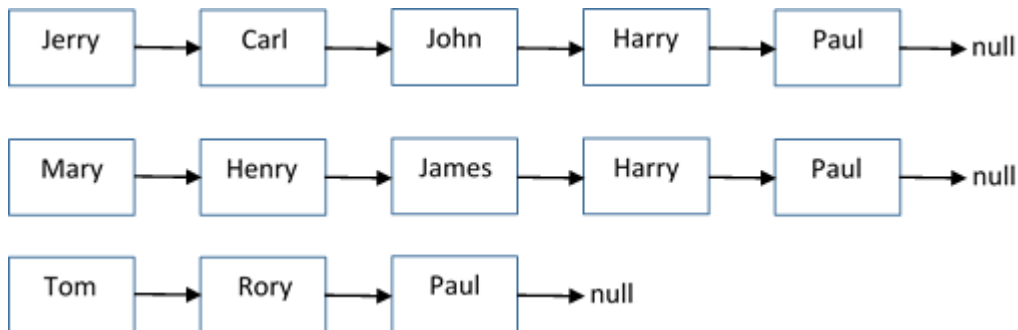
A group of M persons are found to be related to each other through the patriarchal line of their family (tracing back on the male ancestors). It is for certain that all their furthest traceable ancestor is the same person but there can be branchings down the line from that ancestor.

Now each of them has created a singly linked list of their patriarchal line with them at the head and their furthest traceable ancestor at the tail. Only the names are stored in each node. Each linked list is of size N_1 to N_m and the largest among them is N_{\max} .

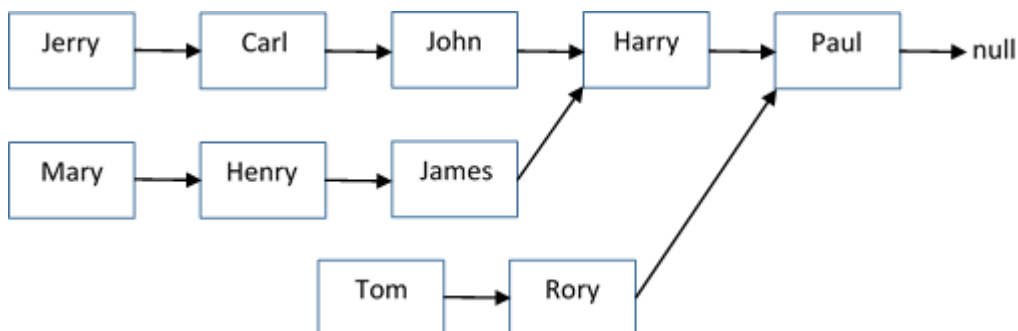
Trying to figure out how they are related is now quite difficult since there are M linked list. One of them in the group then suggested that they merge the linked list to form a family tree, where there should be only 1 node in the family tree for any common ancestor shared among them. Then it would be easier to check how they are related.

For simplicity sake all the names of the people involved in the family tree are unique and no more than 20 characters long, thus if some node in 2 different linked list share the same name that would be a common ancestor between the patriarchal lines.

For example, given $M=3$ and the following singly linked lists for each person:



A way to merge them into a family tree would be as follows:



Now your problem is given an array A of M references to the head node of the M linked list, give an algorithm to merge the linked lists into a family tree in $O(M \cdot N_{\max})$ average case time or better. You can create and delete nodes as necessary to form the family tree at the end.

16. **[10 marks]** For Q16, solve the problem for $M = 2$

(you can solve for Q17 and use that answer here if you are confident it is correct. The suggestion is to do Q16 first then Q17)

To merge 2 linked list into a family tree, for all nodes having a common name, we will only retain one of the nodes by point all previous nodes to that node.

One direct way to do this is to start from the last node (the furthest common ancestor) of both linked list and begin the merging and move towards the first node. To do this we can use a stack for each linked list that will store references to each node in the linked list.

1. Let S1 and S2 be two stacks.
2. Go through A[0] from head to tail and push reference to each node into S1. $\leftarrow O(N)$ time
Do the same for A[1] and S2 $\leftarrow O(N)$ time
3. **while** (S1 and S2 is not empty) $\leftarrow O(N)$ time
 - if** (S1.peek().name == S2.peek().name) // common ancestor
 - retain = S1.pop() // let the one from A[0] be the node to be retained in the family tree
 - S2.pop().next = null // discard the other
 - if** (S1 is not empty) // point both descendent/previous node in A[0] and A[1] to retained node
 - S1.peek().next = retain
 - if** (S2 is not empty)
 - S2.peek().next = retain
 - else**
 - A[1] = null // discard the first node, since entire A[1] is a sublist of A[0]
 - else** // different names so merging will now stop
 - break**

Time taken is $O(N)$ since step 2 and 3 both takes $O(N)$ time.

17. [8 marks] For Q17, solve the problem for any value of $M \geq 2$

Generalization of the algo to merge 2 linked list into a family tree. In this case, there are M stacks and to efficiently track common nodes at the top of the M stacks, use a hash table. For common nodes, we can simply pick the 1st encountered common node to be retained in the family tree and discard the rest.

1. Create an array B of M stacks. Have a variable count initialized to 0. Have a hash table H with the following <key,value> pair.

- key is name of person

- value is reference to first encountered node with name of person at the top of the M stacks

2. For each linked list in A go through the list from head to tail and push reference to each node into the corresponding stack (meaning that nodes in list at A[i] will go into stack in B[i]).

4. **while** (true)

for (i from 0 to M-1) // average O(1) per iteration, so average O(M) for the loop

if (B[i] is not empty) // have not exhausted the list

 cur = B[i].pop(); //cur node at top of stack i

if (H.get(cur.name) == false) // retained node since it's 1st time encountered

 H.insert(cur.name, cur)

 rnode = H.get(cur.name).value; // retained node

if (B[i] is not empty) // all descendent/previous node will point to retained node

 B[i].peek().next = rnode

else // check if first node of A[i] should be discarded

 count++

if (A[i] != rnode)

 A[i] = null // discard the first node, since entire A[i] is a sublist of some other list

if (count == M) // all stacks are empty

 terminate while loop

This will take $O(M * N_{\max})$ time since we need to push and pop all nodes from all linked lists into the M stacks in O(1) for each node. For each popped node, we either insert it into hash table for O(1) average time or get the retained node it's previous node should point to in O(1) time, and make the reference change in O(1) time. Thus total time for each popped node is O(1) and total time taken in all is $O(M * N_{\max})$ average time.

Another solution (that doesn't need stacks but needs a previous and current reference):

```
1. Let H be a hash table as described in the first solution.
2. for i from 0 to M-1
    prev = null
    cur = A[i]
    while (cur != null)
        if (H.get(cur.name) is unsuccessful)
            H.insert(cur.name, node) // first time a node is encountered so should be retained
        else
            leftnode = H.get(node.name).value // get the retained node for this common node
            if (prev == null) // first node in A[i] is an unretained common node so should be discarded
                A[i] = null
            else
                prev.next = leftnode
    prev = cur
    cur = cur.next
```

Again total time is $O(M \cdot N_{\max})$ average time, since we need to go through all nodes and for each node either insert in hash table or get its entry from hashtable in $O(1)$ time average then perform reference manipulation in $O(1)$ time.

Both Question 18 & 19 are related to the problem description below

In the "programming" game of "wolves and sheep", you are given an array B of size N ($N > 10$) containing items that represent "wolves" and "sheep".

An item will have 2 attributes

- type \rightarrow type = 1 is a sheep while type = -1 is a wolf
- id \rightarrow a unique positive integer value bigger than 0, identifying the animal

Now B is split up into k ($2 \leq k < N$) contiguous subarrays B'_1 to B'_k and each subarray B'_i can only contain either sheep or wolves but not both. The leftmost subarray will always start as a sheep array (can only contain sheep) and then the subarrays will alternate between sheep and wolves from left to right.

Each of the k subarray is identified by a pair $\langle L, R \rangle$ where L is the index of the leftmost boundary and R is the index of the rightmost boundary of the subarray. These pair information are stored in an array SA from leftmost to right most subarray.

You are guaranteed that the number of sheep in the B is equal to the sum of the size of all the sheep subarrays, and similarly for the wolves.

Now at the start of the game, the wolves and sheep are all jumbled up in B and so they may be in the wrong subarray.

An example of a jumbled up B of size $N = 13$ with $k = 4$ and $SA = \{<0,2>, <3,7>, <8,9>, <10,12>\}$ is shown below,

| | | | | | | | | | | | | |
|-----------|----------|-----------|----------|-----------|----------|----------|-----------|-----------|-----------|-----------|-----------|----------|
| 43 | 3 | 50 | 27 | 51 | 85 | 1 | 33 | 31 | 90 | 151 | 113 | 70 |
| <u>-1</u> | <u>1</u> | <u>-1</u> | <u>1</u> | <u>-1</u> | <u>1</u> | <u>1</u> | <u>-1</u> | <u>-1</u> | <u>-1</u> | <u>-1</u> | <u>-1</u> | <u>1</u> |

For each entry, top value is the id and bottom underlined value is the type.

Subarrays are color coded to show the animal it should contain (yellow is sheep, red is wolf).

You can easily see that there are sheep and wolves that are in the wrong subarray.

Now you will be given B , N , k and SA , and the point of the game is to write an algorithm to move the animals so that each subarray contains the correct type of animal. Your algorithm must run in worst case $O(N)$ time.

A valid B at the end of your algorithm (among possibly many others) for the example given is as shown,

| | | | | | | | | | | | | |
|----------|----------|----------|-----------|-----------|-----------|-----------|-----------|----------|----------|-----------|-----------|-----------|
| 27 | 3 | 1 | 43 | 51 | 31 | 50 | 33 | 85 | 70 | 151 | 113 | 90 |
| <u>1</u> | <u>1</u> | <u>1</u> | <u>-1</u> | <u>-1</u> | <u>-1</u> | <u>-1</u> | <u>-1</u> | <u>1</u> | <u>1</u> | <u>-1</u> | <u>-1</u> | <u>-1</u> |

18. **[10 marks]** For Q18, solve the problem where you can use up to $O(N)$ additional space for your algorithm.

(you can solve for Q19 and use that answer here if you are confident it is correct. The suggestion is to do Q18 first then Q19)

1. Iterate through B and count number of sheep and wolf. Let NS be the number of sheep and NW be the number of wolves. $\leftarrow O(N)$ time
2. Create an array S of size NS and an array W of size NW. $\leftarrow O(N)$ time, $O(N)$ space for arrays
3. Iterate through B again, adding each sheep to S, and each wolf to W.
4. Iterate through each index pair in SA, alternating the animal type between sheep and wolf (starting with sheep). For each pair (left, right), we will take animals from S or W depending on the type to each index from left to right inclusive.

For example, if we have the first pair (0, 2), we will take 3 sheep from S and assign it to index 0,1,2 respectively in B. And if we have the second pair (3, 7), we will take 5 wolves from W and assign it to index 3,4,5,6,7 respectively in B.

A rough implementation of step 4 is shown below:

Let $s = 0$, $w = 0$, $b = 0$, $\text{type} = 1$

```
for t = 0 to SA.size
```

```
for b = SA[t].left to SA[t].right // for each subarray in B copy animal from the correct array (W
// or S) into the subarray
```

```
if (type == 1)
```

B[b++] = S[s++]

else

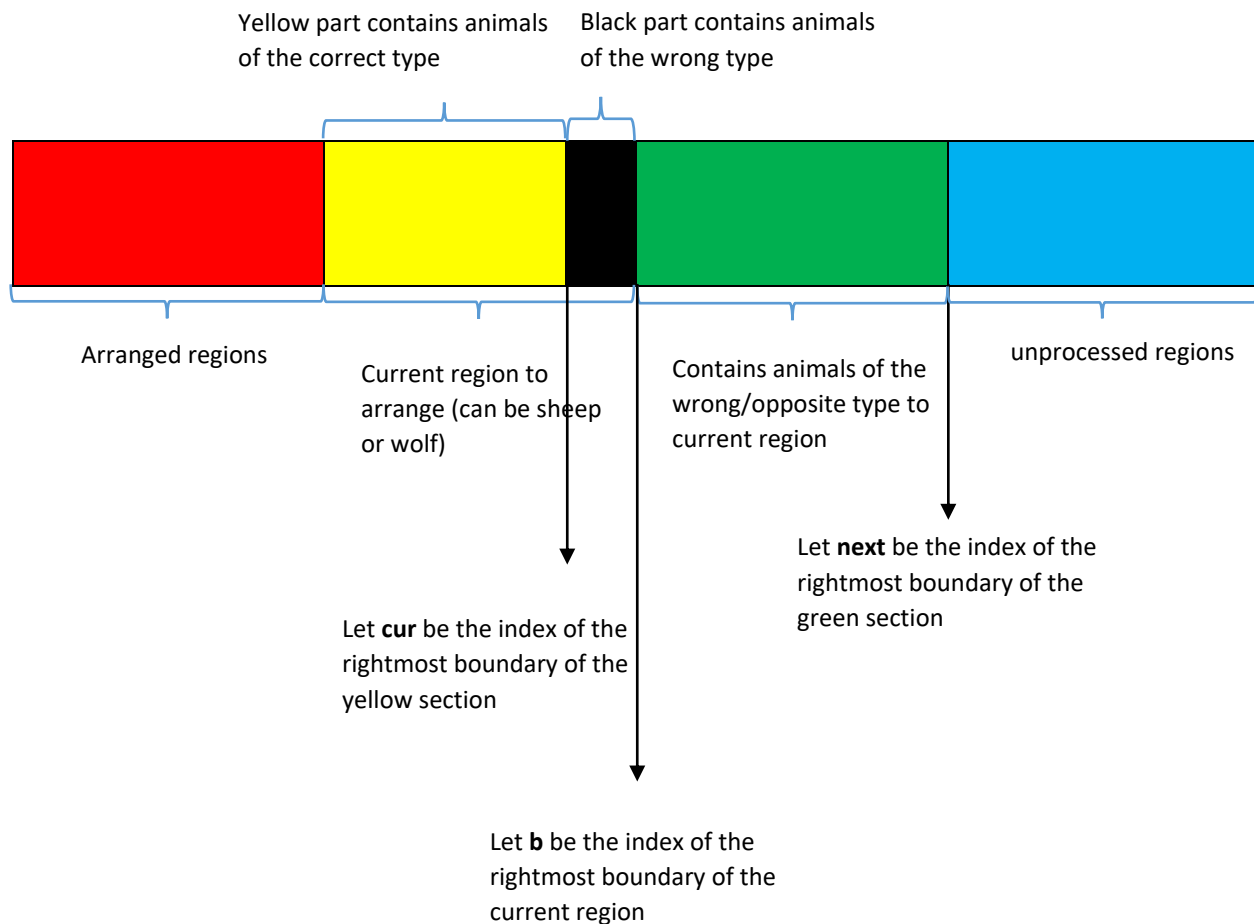
B[b++] = W[w++]

```
type *= -1
```

19. [8 marks] For Q19, solve the problem where you can only use additional $O(1)$ space for your algorithm.

Solution 1:

Since you can only use additional $O(1)$ space, the idea is to use something similar to partitioning of quicksort (which is in-place and thus use only $O(1)$ additional space) to efficiently arrange all the animals back into their correct subarrays/regions. The array B is divided into the following sections as the algorithm proceeds:



Once the entire current region is yellow (contains animals of the same type), it will become part of the arranged regions (red) and the algorithm will now move on to the adjacent region which will become the current region.

The algorithm is as follows:

1. Let t be index of the current region in SA. $t = 0$
2. $b = SA[t].right$
3. $cur = 0$, $next = 0$ // at the beginning, current region is the 1st subarray in SA. There is nothing to
// the left of that subarray thus region to the left is trivially arranged
4. let type be the animal type for the current region. $type = 1$ // always start with sheep
5. **while** ($cur \neq N$)
 - if** ($B[cur].type == type$) // correct animal so increment cur
 $cur += 1$
 - else** // wrong animal at the boundary of the yellow section
 - if** ($next < cur$) // get new next position
 $next = cur + 1$
 - while** ($B[next].type \neq type$) // now move next until an animal of the correct type, this will
// grow the green region
 $next += 1$
 - swap $B[cur]$ and $B[next]$ // swap the two animals at cur and $next$
 - $cur++$ // increment cur as yellow region is now extended
 - if** ($cur > b$) // current region arranged
 $t += 1$
 $b = SA[t].right$ // update to right boundary of new region
 $type *= -1$ // update type of animal for new region

The algorithm only takes $O(N)$ since cur and $next$ can only move through all indices until they reach the end of the array B and for every index, at most a swap is made in $O(1)$ time.

Solution 2:

Notice that for every k sheep that is in a wolf “slot”, there will be exactly k wolfs in a sheep “slot”. So, all we need to do is to find all k pairs of these sheep+wolf in wrong slots and swap them. In the worst case, there will be only $n/2$ such pairs to swap, and we will only iterate through every index in B once.

```
ss = 0 // sheep slot number
ws = 1 // wolf slot number
i = SA[ss].left
j = SA[ws].left

while true
    while (B[i] != -1 and i <= n-1) // find next wolf in sheep “slot”
        i = i + 1
        if (i > SA[ss].right) // go the next sheep range
            ss = ss + 2
            if (ss >= SA.size) // no more wrong wolf / range pairs
                return
            i = SA[ss].left
    while (B[j] != 1 and j <= n-1) // find next sheep in wolf “slot”
        j = j + 1
        if (j > SA[ws].right) // go to next wolf range
            ws = ws + 2
            if (ss >= SA.size) // no more wrong sheep / range pairs (in fact this is not needed)
                return
            j = SA[ws].left
    swap(B, i, j)
```